

# FIRST TOUCH SCREEN Frequency Inverter



## *iSAVER+*

- 1** Power consumption reading
- 3** Modes (day/night/backwash)
- 4** Timer program
- 4** Models

# WHAT'S A FREQUENCY INVERTER?

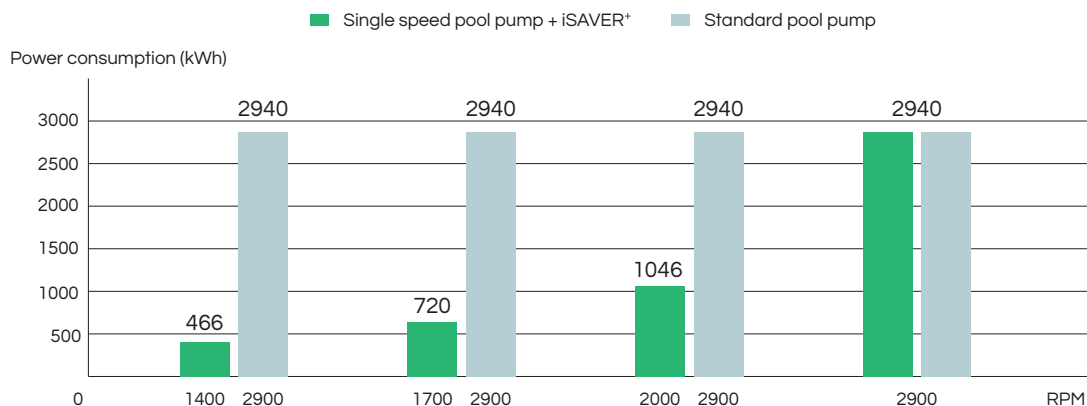
Frequency Inverter is a device that converts alternating current of one frequency to another frequency, the result of this conversion leads to a motor speed change in pool pump application.

The majority of pool pumps installed in the market now are single speed, they are quite powerful for heavy duties like backwash, but this is not constantly needed as in pumping or filtration, changes of motor speed on a single speed pump can meet different application demand for the pump.



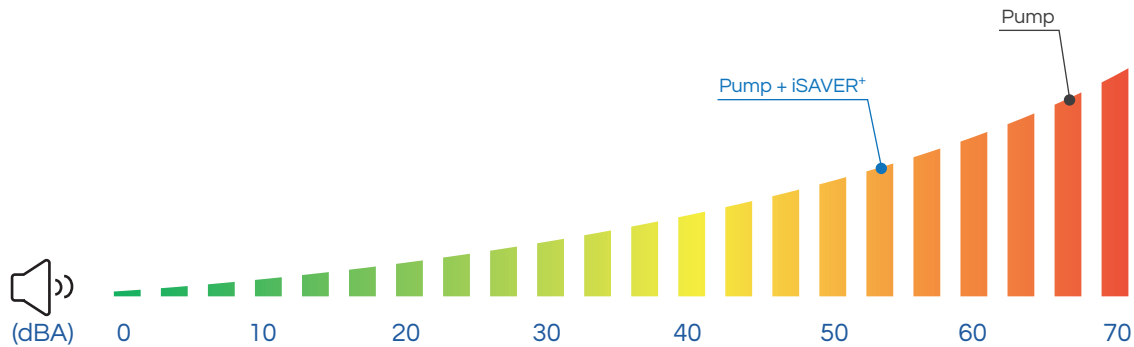
## 80% ENERGY SAVING

With an iSAVER+, pump speed can be set to adapt for different operations, running cost will be dramatically reduced.



# 25% QUIETER

Running at low speed promises a much more pleasant user experience, sound level can be reduced by as much as 25%.



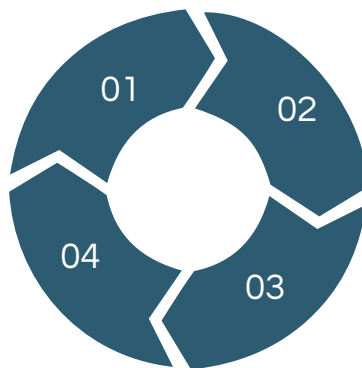
## ADDED BENEFITS

### Timer program

4 timers for 24-hour operation, each with an individual speed for different pool features, filtration or heating, better take advantage of electricity tariff at different time of day

### Longer lifespan

Lower running speed means a reduction in wear, particularly in mechanical seals



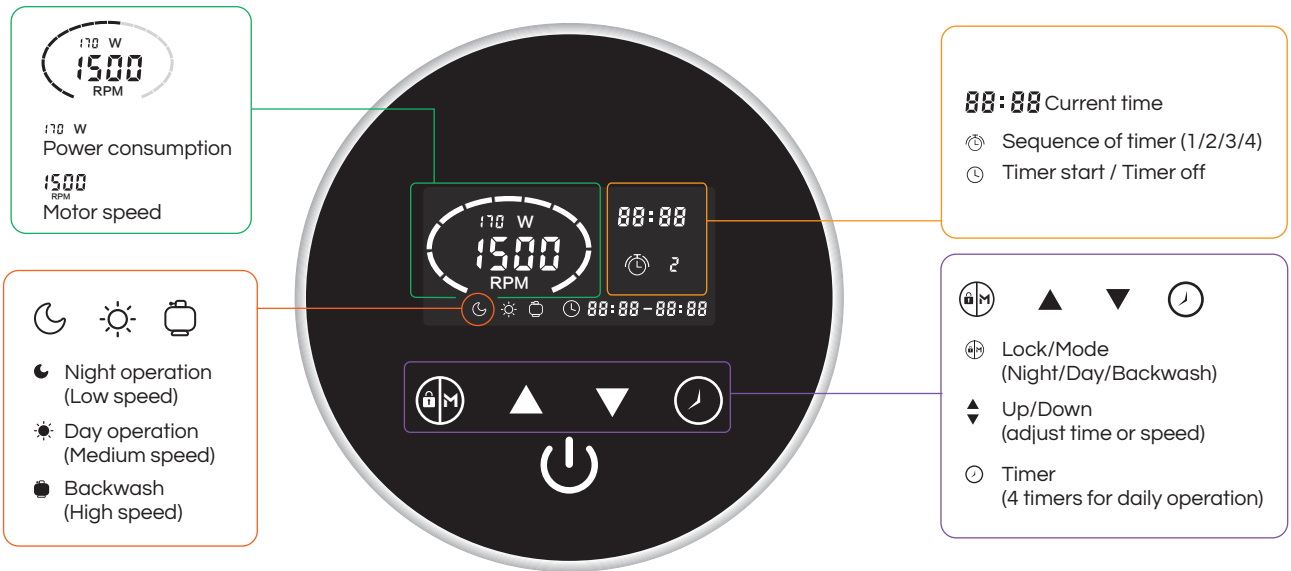
### Better filtration

Small particles can be removed easier when the water moves more slowly

### Eco-friendly

Tremendous greenhouse gas emission decreased due to 80% reduction in electricity consumption

# FEATURES



## Touch Screen

- Classic touch control
- 4 timers program for 24 hours running
- User friendly interface with power consumption indication
- 35 running speeds from 1200 ~ 2900 RPM by increment of 50RPM

## External Control

- Dry contacts reserved for different types of external control

# SPECIFICATION

Model	iSAVER+ 1100	iSAVER+ 2200	iSAVER+ 1100C	iSAVER+ 2200C
Operation Condition	-10 ~ 40°C	-10 ~ 40°C	-10 ~ 40°C	-10 ~ 40°C
Input Power	1ph AC	1ph AC	1ph AC	1ph AC
Input Voltage	220V~240V	220V~240V	220V~240V	220V~240V
Frequency	50 Hz	50 Hz	50 Hz	50 Hz
Output Voltage	1ph, 0~240V	1ph, 0~240V	3ph, 0~240V	3ph, 0~240V
Output Power	Max 1.1kW	Max 2.2kW	Max 1.1kW	Max 2.2kW
Output Current	Max 6A	Max 12A	Max 4.5A	Max 8A
Pump Type	Single phase	Single phase	Three phase	Three phase
Speed Range	1200~2900rpm			



## AQUAGEM ELECTRIC LIMITED

5th Floor, C6 Building, Nanlong Industrial Zone,  
PanYu, GuangZhou, P.R. China  
TEL: 0086 20 37814527  
FAX: 0086 20 37879695  
Email: sales@aquagem.com.cn

